



FIRESTOP ACRYLIC SEALANT CFS-S ACR

Technical Manual

European Technical Assessment
ETA 10/0292
ETA 10/0389



HILTI FIRESTOP ACRYLIC SEALANT CFS-S ACR



Applications

- Sealing low-movement joints in flexible wall, rigid wall, rigid floor and steel construction
- Sealing metal pipe penetrations
- For use in concrete, masonry, drywall, steel, aerated concrete

Advantages

- Easy to dispense, apply and tool
- Strong adhesion to various base materials
- Low shrinkage after curing
- Excellent sound insulation property
- Easy clean up with water

Technical Data

Chemical basis Water-based acrylic dispersion

Colours Grey, White

Application temperature range 1.5 – 40 °C

Movement 12.5% (ISO 11600)




Shelf life (@23 °C and 50% relative humidity) 24 months

Mold and mildew performance Class 0 (EN ISO 846, Method A)



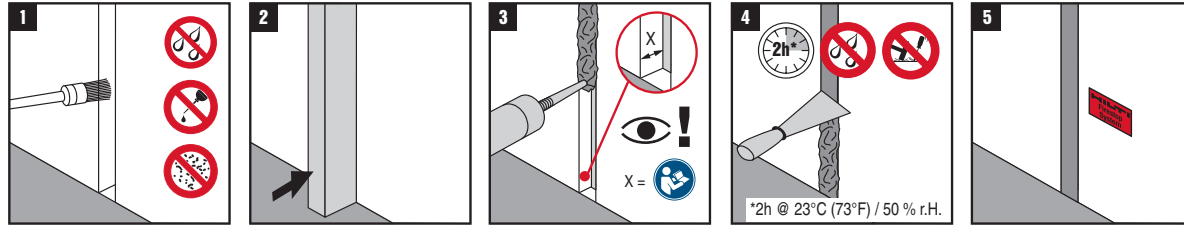
Order designation	Packaging	Volume	Color	Sales Quantity	Item Number
Firestop Acrylic Sealant CFS-S ACR CG	Cartridge	310 ml	Grey	1 pc	00435862
Firestop Acrylic Sealant CFS-S ACR CW	Cartridge	310 ml	White	1 pc	00435859
Firestop Acrylic Sealant CFS-S ACR FW	Foil pack	580 ml	White	20 pc	00435863
Firestop Acrylic Sealant CFS-S ACR PW	Pail	5000 ml	White	1 pc	00435864
Firestop Acrylic Sealant CFS-S ACR PW L	Pail	1000 ml	White	1 pc	02046766

Accessories

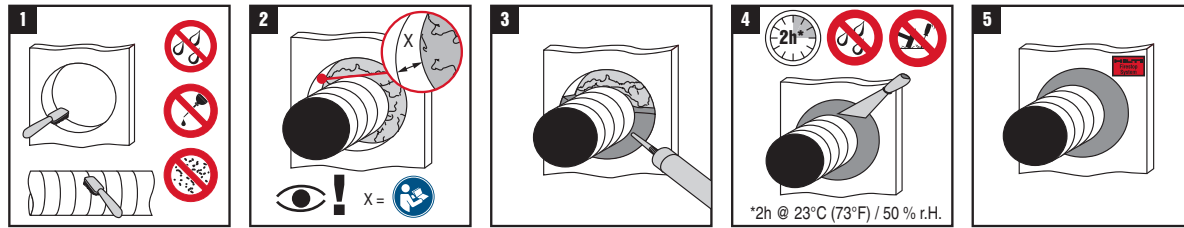
Ordering designation	USE	Sales pack quantity	Item number
CFS-DISP	 Cartridge	1 pc	2005843
CS 270-P1	 Foil	1 pc	24669
CD 4-A22 Cordless Dispenser	 Cartridge & Foil	1 pc	2217418

INSTRUCTIONS FOR USE: HILTI FIRESTOP ACRYLIC SEALANT CFS-S ACR

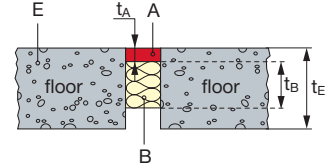
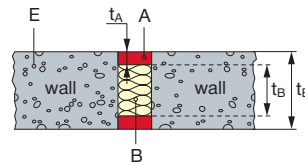
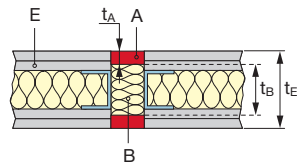
Joint



Penetration

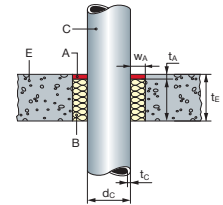
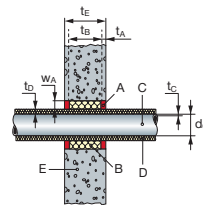
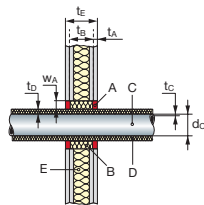


GENERAL INFORMATION



Joint	Flexible wall	Rigid wall	Rigid floor
Base Material Thickness (t_E)	≥ 100 mm	≥ 150 mm	≥ 150 mm
Base Material Min. Density		550 kg/m ³	550 kg/m ³

Backfilling material (B): stone wool, CE marked in accordance with EN 13162 or EN 14303 or combustible material, PE or PU based (see ETA for more details)



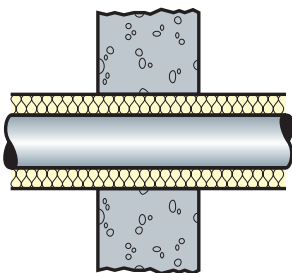
Penetration	Flexible wall	Rigid wall	Rigid floor
Base Material Thickness (t_E)	≥ 100 mm	≥ 100 mm ≥ 150 mm*	≥ 150 mm
Base Material Min. Density		550 kg/m ³	550 kg/m ³

* non-insulated metal pipes

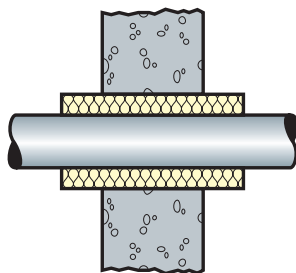
Maximum seal diameter of 300 mm with annular space W_A depending on pipe diameter (minimum distance between seals = 200 mm). Backfilling material (B): stone wool, CE marked in accordance with EN 13162 or EN 14303.

PIPE INSULATION TYPES

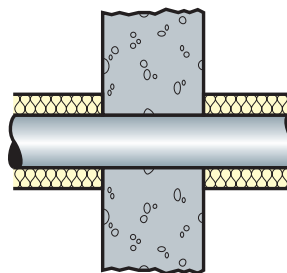
Continued Sustained CS



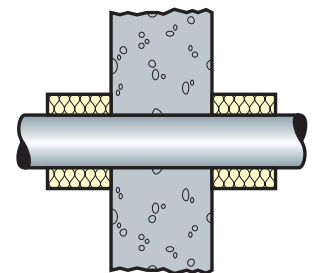
Local Sustained LS



Continued Interrupted CI



Local Interrupted LI



MAIN APPROVED APPLICATIONS

Joint	Joint Width (W) mm	Classification
Flexible walls/rigid walls		
Horizontal joints between flexible walls/rigid ceiling	6-30	EI 120
Vertical joints between flexible and rigid walls	10-20	EL 120
Vertical joints between flexible walls	10-30	EI 120
Rigid walls/floors		
Vertical joints in between rigid walls	6-100	EI 180
Vertical joints in between rigid walls (w/combustible backfiller)	6-25	EI 180
Horizontal joints between walls and floors	6-20 20-100	EI 180 EI 120
Floor to floor joints	6-20 20-100	EI 180 EI 120

Pipe Penetrations	Pipe diameter Ø mm	Insulation thickness	Classification	
Rigid walls & rigid floors				
Steel pipes, non-insulated		32 – 159	n/a	E 180-C/U
Flexible & rigid walls				
Steel pipes		26.9 – 168.3	20 – 40	EI 90/120-C/U
Copper pipes		28 – 88.9	20 – 40	EI 90/120-C/U
Geberit Mepla pipes		16 – 32	≥20	EI 120-U/C
Rigid floors				
Steel pipes		26.9 – 168.3	20 – 40	EI 90/120/180-C/U
Copper pipes		28 – 88.9	20 – 40	EI 90/120/180-C/U
Geberit Mepla pipes, sustained		16 – 32	≥20	EI 90-U/C

CHARACTERISTICS OF CFS-S ACR

Characteristics	Assessment of charecteristics	Norm, standard, test
Health and the environment Air permeability	The air permeability of "Hilti Firestop Acrylic Sealant CFS-S ACR" with a thickness of 25 mm on both sides of the wall was tested according to EN 1026:2000 and EN 12211:2000 in an aerated concrete wall. The dimension of the tested joint was 1000 mm x 50 mm. Up to a pressure difference of 9700 PA no air permeability was measured.	EN 1026:2000 EN 12211:2000
Water permeability	Watertight to 1m head of water or 9806 Pa	ETAG 026-3
Dangerous substances	CFS-ACR complies with the registration, evaluation, authorization and restriction of chemicals (REACH). Toxic, carcinogenic, toxic for reproduction and mutagenic chemical substances of category 1 and 2 $\geq 0.1\%$ are not used.	Material safety datasheet
Protection against noise (Airborne sound insulation)	The tests were performed in a joint (length 1200 mm, depth 100 mm, width 25 mm) in a rigid wall backfilled with compressed mineral wool. Installation depth of "Hilti Firestop Acrylic Sealant CFS-S ACR" was 12 mm on both sides of the wall. Rw in dB 64 C in dB -2 Ctr in dB 64 -7	EN ISO 10140-1:2010+A1:2012 +A2:2014 EN ISO 10140-2:2010 EN ISO 717-1:2013
Durability and serviceability	Category Y ₂ (suitable for use at temperatures below 0°C, but with no exposure to rain or UV)	ETAG 026-3
Movement capability (linear joints)	Class ISO 11600-F-12.5P	ISO 11600
Electrical properties	Volume resistivity $11.3 \times 10^{11} \pm 3.6 \times 10^{11} \Omega$ Surface resistivity $8.5 \times 10^6 \pm 2.4 \times 10^6 \Omega$	DIN IEC 60093 (VDE 0303 Part 30)
Reaction to fire	Class E	EN 13501-1



Hilti Corporation
9494 Schaan, Liechtenstein
P +423-234 2965

www.facebook.com/hiltigroup
www.hilti.group