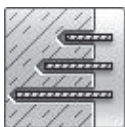


Hilti HIT-HY 70 mortar for masonry


Injection mortar system		Benefits
	Hilti HIT-HY 70 330 ml foil pack (also available as 500 ml and 1400 ml foil pack)	<ul style="list-style-type: none"> - chemical injection fastening for all type of base materials: - hollow and solid - clay bricks, sand-lime bricks, normal and light weight concrete blocks, aerated light weight concrete, natural stones - two-component hybrid mortar - rapid curing - versatile and convenient handling - flexible setting depth and fastening thickness - small edge distance and anchor spacing - mortar filling control with HIT-SC sleeves - suitable for overhead fastenings - in-service temperatures: short term: max.80°C long term: max 50°C
	Mixer	
	HIT-V rod	
	HAS, HAS-E rod	
	HIT-IC internal threaded sleeve	
	HIS-RN sleeve	
	HIT-SC composite sleeve	



Concrete




Variable embedment depth



Solid brick



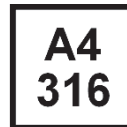
Hollow brick



Autoclaved aerated concrete



Fire resistance



Corrosion resistance



High corrosion resistance



PROFIS Anchor design software

Approvals / certificates

Description	Authority / Laboratory	No. / date of issue
European Technical Approval	DIBt, Berlin	ETA-09/0265 / 2009-09-28
Allgemeine bauaufsichtliche Zulassung (national German approval)	DIBt, Berlin	Z-21.3-1830 / 2011-12-01
Fiche technique SOCOTEC ^{a)}	SOCOTEC, Paris	YX 0047 06.2012
Fire test report	MFPA, Leipzig	PB III/B-07-157 / 2012-03-03
Assessment report (fire)	warringtonfire	WF 327804/B / 2013-07-10

Basic loading data (for a single anchor)



All data in the table below applies to

- Load values valid for holes drilled with TE rotary hammers in hammering mode
- Correct anchor setting (see instruction for use, setting details)
- Steel quality of fastening elements: see data below
- Steel quality for screws for HIT-IG, HIT-IC and HIS-N: min. strength 5.8 / HIS-RN: A4-70
- Threaded rods of appropriate size (diameter and length) and a minimum steel quality of 5.6 can be used
- Base material temperature during installation and curing must be between -5°C through +40°C

(Exception: solid clay bricks (e.g. Mz12): +5°C till 40°C)

Recommended loads ^{a)} F_{rec} for brick breakout and pull out in [kN]

Solid masonry: HIT-HY 70 with HIT-V, HAS, HAS-E and HIT-IC

Anchor size			HIT-V, HAS, HAS-E				HIT-IC		
Base material	Setting depth [mm]		M6	M8	M10	M12	M8	M10	M12
Solid clay brick Mz12/2,0 DIN 105/ EN 771-1 $f_b^{b)} \geq 12 \text{ N/mm}^2$  Germany, Austria, Switzerland	80	N_{rec} [kN]	-	1,0	1,7	1,7	1,7	1,7	1,7
		V_{rec} [kN]	-	1,0	1,7	1,7	1,7	1,7	1,7
		N_{rec} [kN]	-	3,0 ^{c)}	3,0 ^{c)}	3,0 ^{c)}	3,0 ^{c)}	3,0 ^{c)}	3,0 ^{c)}
		V_{rec} [kN]	-	3,0 ^{c)}	3,0 ^{c)}	3,0 ^{c)}	3,0 ^{c)}	3,0 ^{c)}	3,0 ^{c)}
Solid sand-lime brick KS 12/2,0 DIN 106/ EN 771-2 $f_b^{b)} \geq 12 \text{ N/mm}^2$  Germany, Austria, Switzerland	80	N_{rec} [kN]	-	1,0	1,7	1,7	1,7	1,7	1,7
		V_{rec} [kN]	-	1,0	1,7	1,7	1,7	1,7	1,7
		N_{rec} [kN]	-	3,0 ^{d)}	3,0 ^{d)}	3,0 ^{d)}	3,0 ^{d)}	3,0 ^{d)}	3,0 ^{d)}
		V_{rec} [kN]	-	3,0 ^{d)}	3,0 ^{d)}	3,0 ^{d)}	3,0 ^{d)}	3,0 ^{d)}	3,0 ^{d)}


a) Recommended load values for German base materials are based on national regulations.

b) f_b = brick strength

c) Values only valid for Mz (DIN 105) with brick strength $\geq 29 \text{ N/mm}^2$, density $2,0 \text{ kg/dm}^3$, minimum brick size NF (24,0cm x 11,5cm x 7,1cm), not covered by national German approval Z-21.3-1830 / 2009-01-20

d) Values only valid for KS (DIN 106) with brick strength $\geq 23 \text{ N/mm}^2$, density $2,0 \text{ kg/dm}^3$, minimum brick size NF (24,0cm x 11,5cm x 7,1cm), not covered by national German approval Z-21.3-1830 / 2009-01-20

Recommended loads ^{a)} F_{rec} for brick breakout and pull out in [kN]
Solid masonry: HIT-HY 70 with HIT-V, HAS, HAS-E and HIT-IC

Anchor size			HIT-V, HAS, HAS-E				HIT-IC		
Base material	Setting depth [mm]		M6	M8	M10	M12	M8	M10	M12
Aerated concrete PPW 2-0,4 DIN 4165/ EN 771-4 $f_b^{b)} \geq 2 \text{ N/mm}^2$  Germany, Austria, Switzerland	80	N_{rec} [kN]	-	0,5	0,6	0,6	0,6	0,6	0,6
		V_{rec} [kN]	-	0,1	0,1	0,2	0,2	0,4	0,4
Lightweight concrete acc. TGL (haufwerksporiger Leichtbeton), Germany	80	N_{rec} [kN]	-	1,0	1,0	1,5	1,5	1,5	1,5
		V_{rec} [kN]	-	1,0	1,0	1,5	1,5	1,5	1,5

a) Recommended load values for German base materials are based on national regulations.



b) f_b = brick strength

Basic loading data (for a single anchor)

All data in the table below applies to

- Load values valid for holes drilled with TE rotary hammers in **sensitive** hammering mode
- Correct anchor setting (see instruction for use, setting details)
- Steel quality of fastening elements: see data above;
- Steel quality for screws for HIT-IG: min. strength 5.8
- Threaded rods of appropriate size (diameter and length) and a minimum steel quality of 5.6 can be used


**Recommended loads ^{a)} F_{rec} for brick breakout and pull out in [kN]:
Hollow masonry: HIT-HY 70 with HIT-SC and HIT-V, HAS, HAS-E and HIT-IC**

Anchor size			HIT-V, HAS, HAS-E				HIT-IC				
			M6	M8	M10	M12	M8	M10	M12		
Base material	Setting depth [mm]		HIT-SC 12x...	HIT-SC 16x...	HIT-SC 16x...	HIT-SC 18x...	HIT-SC 16x...	HIT-SC 18x...	HIT-SC 22x...	HIT-SC 22x...	
HizB 6 DIN 105/ EN 771-1 $f_b^{b)} \geq 6 \text{ N/mm}^2$  Germany, Austria, Switzerland	50	N _{rec} [kN]	0,3	0,4	0,4	0,8	-	-	-	-	
		V _{rec} [kN]	0,3	0,4	0,4	0,4	-	-	-	-	
	80	N _{rec} [kN]	-	0,8	0,8	0,8	0,8	0,8	0,8	0,8	
		V _{rec} [kN]	-	0,8	0,8	0,8	0,8	0,8	0,8	0,8	
	100	N _{rec} [kN]	-	0,8	0,8	0,8	-	-	-	-	
		V _{rec} [kN]	-	0,8	0,8	0,8	-	-	-	-	
	130	N _{rec} [kN]	-	0,84	0,84	0,8	-	-	-	-	
		V _{rec} [kN]	-	0,8	0,8	0,8	-	-	-	-	
	160	N _{rec} [kN]	-	0,91	0,91	0,8	-	-	-	-	
		V _{rec} [kN]	-	0,8	0,8	0,8	-	-	-	-	
	Hiz 12 DIN 105/ EN 771-1 $f_b^{b)} \geq 12 \text{ N/mm}^2$  Germany, Austria, Switzerland	50	N _{rec} [kN]	0,6	0,8	0,8	0,8	-	-	-	-
			V _{rec} [kN]	0,6	0,8	0,8	0,8	-	-	-	-
80		N _{rec} [kN]	-	1,0	1,0	1,0	1,0	1,0	1,0	1,0	
		V _{rec} [kN]	-	1,0	1,0	1,0	1,0	1,0	1,0	1,0	
100		N _{rec} [kN]	-	1,54	1,54	1,54	-	-	-	-	
		V _{rec} [kN]	-	1,4	1,4	1,4	-	-	-	-	
130		N _{rec} [kN]	-	1,68	1,68	1,54	-	-	-	-	
		V _{rec} [kN]	-	1,4	1,4	1,4	-	-	-	-	
160		N _{rec} [kN]	-	1,82	1,82	1,54	-	-	-	-	
		V _{rec} [kN]	-	1,4	1,4	1,4	-	-	-	-	

a) Recommended load values for German base materials are based on national regulations.

b) f_b = brick strength




Recommended loads ^{a)} F_{rec} for brick breakout and pull out in [kN]:
Hollow masonry: HIT-HY 70 with HIT-SC and HIT-V, HAS, HAS-E and HIT-IC

Anchor size			HIT-V, HAS, HAS-E				HIT-IC			
			M6	M8	M10	M12	M8	M10	M12	
Base material	Setting depth [mm]		HIT-SC 12x...	HIT-SC 16x...	HIT-SC 16x...	HIT-SC 18x...	HIT-SC 16x...	HIT-SC 18x...	HIT-SC 22x...	HIT-SC 22x...
KSL 12 DIN 106/ EN 771-2 $f_b^{b)} \geq 12 \text{ N/mm}^2$  Germany, Austria, Switzerland	50	N_{rec} [kN]	0,5	0,7	0,7	0,7	-	-	-	-
		V_{rec} [kN]	0,5	0,7	0,7	0,7	-	-	-	-
	80	N_{rec} [kN]	-	1,4	1,4	1,4	1,4	1,4	1,0	1,0
		V_{rec} [kN]	-	1,4	1,4	1,4	1,4	1,4	1,0	1,0
	100	N_{rec} [kN]	-	1,4	1,4	1,4	-	-	-	-
		V_{rec} [kN]	-	1,4	1,4	1,4	-	-	-	-
	130	N_{rec} [kN]	-	1,44	1,44	1,4	-	-	-	-
		V_{rec} [kN]	-	1,4	1,4	1,4	-	-	-	-
	160	N_{rec} [kN]	-	1,56	1,56	1,4	-	-	-	-
		V_{rec} [kN]	-	1,4	1,4	1,4	-	-	-	-

a) Recommended load values for German base materials are based on national regulations.

b) f_b = brick strength



**Recommended loads ^{a)} F_{rec} for brick breakout and pull out in [kN]:
Hollow masonry: HIT-HY 70 with HIT-SC and HIT-V, HAS, HAS-E and HIT-IC**

Anchor size			HIT-V, HAS, HAS-E				HIT-IC				
Base material	Setting depth [mm]		M6	M8	M10	M12	M8	M10	M12		
			HIT-SC 12x...	HIT-SC 16x...	HIT-SC 16x...	HIT-SC 18x...	HIT-SC 16x...	HIT-SC 18x...	HIT-SC 22x...	HIT-SC 22x...	
Hbl 2 DIN 18 151/ EN 771-3 $f_b^{b)} \geq 2 \text{ N/mm}^2$  Germany, Austria, Switzerland	50	N _{rec} [kN]	0,3	0,5	0,5	0,5	-	-	-	-	
		V _{rec} [kN]	0,3	0,5	0,5	0,5	-	-	-	-	
	80	N _{rec} [kN]	-	0,5	0,5	0,5	0,5	0,5	0,5	0,5	
		V _{rec} [kN]	-	0,5	0,5	0,5	0,5	0,5	0,5	0,5	
	100	N _{rec} [kN]	-	0,7	0,7	0,7	-	-	-	-	
		V _{rec} [kN]	-	0,6	0,6	0,6	-	-	-	-	
	130	N _{rec} [kN]	-	0,72	0,72	0,7	-	-	-	-	
		V _{rec} [kN]	-	0,6	0,6	0,6	-	-	-	-	
	160	N _{rec} [kN]	-	0,78	0,78	0,7	-	-	-	-	
		V _{rec} [kN]	-	0,6	0,6	0,6	-	-	-	-	
	Hbl 4 DIN 18 151/ EN 771-3 $f_b^{b)} \geq 4 \text{ N/mm}^2$  Germany, Austria, Switzerland	50	N _{rec} [kN]	0,4	0,6	0,6	0,6	-	-	-	-
			V _{rec} [kN]	0,4	0,6	0,6	0,6	-	-	-	-
80		N _{rec} [kN]	-	0,8	0,8	0,8	0,8	0,8	0,8	0,8	
		V _{rec} [kN]	-	0,8	0,8	0,8	0,8	0,8	0,8	0,8	
Hbn 4 DIN 18 153/ EN 771-3 $f_b^{b)} \geq 4 \text{ N/mm}^2$  Germany, Austria, Switzerland	50	N _{rec} [kN]	0,4	0,6	0,6	0,6	-	-	-	-	
		V _{rec} [kN]	0,4	0,6	0,6	0,6	-	-	-	-	
	80	N _{rec} [kN]	-	0,8	0,8	0,8	0,8	0,8	0,8	0,8	
		V _{rec} [kN]	-	0,8	0,8	0,8	0,8	0,8	0,8	0,8	

a) Recommended load values for German base materials are based on national regulations.

b) f_b = brick strength




Recommended loads ^{a)} F_{rec} for brick breakout and pull out in [kN]:
Hollow masonry: HIT-HY 70 with HIT-SC and HIT-V, HAS, HAS-E and HIT-IC

Anchor size			HIT-V, HAS, HAS-E				HIT-IC					
Anchor size			M6	M8	M10	M12	M8	M10	M12			
Base material	Setting depth [mm]		HIT-SC 12x...	HIT-SC 16x...	HIT-SC 16x...	HIT-SC 18x...	HIT-SC 16x...	HIT-SC 18x...	HIT-SC 22x...	HIT-SC 22x...		
Brique creuse C40 NF-P 13-301/ EN 771-1 $f_b^{b)} \geq 4 \text{ N/mm}^2$  France	80	N_{rec} [kN]	-	0,5	0,5	0,5	0,5	0,5	0,5	0,5		
		V_{rec} [kN]	-	1,0	1,0	1,0	1,0	1,0	1,0	1,0	1,0	
	100	N_{rec} [kN]	-	0,5	0,5	0,5	-	-	-	-	-	
		V_{rec} [kN]	-	1,0	1,0	1,0	-	-	-	-	-	
	130	N_{rec} [kN]	-	0,5	0,5	0,5	-	-	-	-	-	
		V_{rec} [kN]	-	1,0	1,0	1,0	-	-	-	-	-	
	160	N_{rec} [kN]	-	0,5	0,5	0,5	-	-	-	-	-	
		V_{rec} [kN]	-	1,0	1,0	1,0	-	-	-	-	-	
	Parpaing creux B40 NF-P 14-301/ EN 771-3 $f_b^{b)} \geq 4 \text{ N/mm}^2$  France	80	N_{rec} [kN]	-	0,7	0,7	0,7	0,7	0,7	0,7	0,7	
			V_{rec} [kN]	-	1,5	1,5	1,5	1,5	1,5	1,5	1,5	1,5
		100	N_{rec} [kN]	-	0,7	0,7	0,7	-	-	-	-	-
			V_{rec} [kN]	-	1,5	1,5	1,5	-	-	-	-	-
130		N_{rec} [kN]	-	0,7	1,2	1,2	-	-	-	-	-	
		V_{rec} [kN]	-	1,5	1,7	1,7	-	-	-	-	-	
160		N_{rec} [kN]	-	0,7	1,2	1,2	-	-	-	-	-	
		V_{rec} [kN]	-	1,5	1,7	1,7	-	-	-	-	-	

- a) Recommended load values for French base materials are based on national regulations.
 b) f_b = brick strength

Recommended loads F_{rec} for brick breakout and pull out in [kN]: Hollow masonry: HIT-HY 70 with HIT-SC and HIT-V, HAS, HAS-E and HIT-IC

Values in brackets: mean ultimate loads $F_{u,m}$ [kN]:



Anchor size		HIT-V, HAS, HAS-E				HIT-IC				
Base material	Setting depth [mm]	M6	M8	M10	M12	M8	M10		M12	
		HIT-SC 12x...	HIT-SC 16x...	HIT-SC 16x...	HIT-SC 18x...	HIT-SC 16x...	HIT-SC 18x...	HIT-SC 22x...	HIT-SC 22x...	
Mattone Alveolater 50 EN 771-1 $f_b^{b)} \geq 16 \text{ N/mm}^2$  Italy	50	N_{rec} [kN]	0,9 (4,2)	1,1	1,1 (4,9)	1,25	-	-	-	-
		V_{rec} [kN]	1,2 (5,8)	1,2	1,2	1,2	-	-	-	-
	80	N_{rec} [kN]	1,1 (5,0)	1,5	1,5	1,7	1,5 (7,0)	1,7	1,7	1,7
		V_{rec} [kN]	1,2 (5,3)	1,2	1,2	1,2	1,2	1,2	2,0	2,0
	100	N_{rec} [kN]	-	1,5	1,5	1,7	-	-	-	-
		V_{rec} [kN]	-	1,2	1,2	1,2	-	-	-	-
	130	N_{rec} [kN]	-	2,3 (10,4)	2,3	2,8	-	-	-	-
		V_{rec} [kN]	-	1,2	1,2	1,2	-	-	-	-
	160	N_{rec} [kN]	-	2,3	2,3	2,8	-	-	-	-
		V_{rec} [kN]	-	1,2	1,2	1,2	-	-	-	-
Doppio uni EN 771-1 $f_b^{b)} \geq 27 \text{ N/mm}^2$  Italy	50	N_{rec} [kN]	0,65 (2,9)	0,65	0,65	0,65	-	-	-	-
		V_{rec} [kN]	1,3 (5,7)	1,3	1,3 (6,6)	1,3	-	-	-	-
	80	N_{rec} [kN]	1,0 (5,0)	1,0	1,0 (6,8)	1,0	1,0	1,0	1,0	1,0 (4,5)
		V_{rec} [kN]	1,3 (6,1)	1,9	1,9 (8,5)	1,9	1,9	1,9	2,0	2,0
	100	N_{rec} [kN]	-	1,0	1,0	1,0	-	-	-	-
		V_{rec} [kN]	-	1,9	1,9	1,9	-	-	-	-
	130	N_{rec} [kN]	-	2,0	2,0 (12,1)	2,0	-	-	-	-
		V_{rec} [kN]	-	1,9	1,9	1,9	-	-	-	-
	160	N_{rec} [kN]	-	2,0	2,0	2,0	-	-	-	-
		V_{rec} [kN]	-	1,9	1,9	1,9	-	-	-	-
Foratino 4 Fori EN 771-1 $f_b^{b)} \geq 7 \text{ N/mm}^2$  Italy	80	N_{rec} [kN]	0,6 (2,7)	0,7 (3,3)	0,7	1,0	0,7	1,0	1,0	1,0 (5,2)
		V_{rec} [kN]	0,9	0,9	0,9	0,9	0,9	0,9	1,0	1,0
	100	N_{rec} [kN]	-	0,7	0,7	1,0	-	-	-	-
		V_{rec} [kN]	-	0,9	0,9	0,9	-	-	-	-
	130	N_{rec} [kN]	-	1,5 (6,7)	1,5	1,9	-	-	-	-
		V_{rec} [kN]	-	0,9	0,9	0,9	-	-	-	-
	160	N_{rec} [kN]	-	1,5 (7,3)	1,5	1,5	-	-	-	-
		V_{rec} [kN]	-	0,9	0,9	1,0	-	-	-	-

a) Recommended load values with consideration of a global safety factor $\gamma_{global} = 3,0$: $F_{rec} = F_{Rk} / \gamma_{global}$

b) f_b = brick strength

Recommended loads F_{rec} for brick breakout and pull out in [kN]: Hollow masonry: HIT-HY 70 with HIT-SC and HIT-V, HAS, HAS-E and HIT-IC

Values in brackets: mean ultimate loads $F_{u,m}$ [kN]:


Anchor size			HIT-V, HAS, HAS-E				HIT-IC			
Base material	Setting depth [mm]		M6	M8	M10	M12	M8	M10		M12
			HIT-SC 12x...	HIT-SC 16x...	HIT-SC 16x...	HIT-SC 18x...	HIT-SC 16x...	HIT-SC 18x...	HIT-SC 22x...	HIT-SC 22x...
Mattone rosso EN 771-1 $f_b^{b)} \geq 26 \text{ N/mm}^2$  Italy	50	N_{rec} [kN]	0,35 (1,7)	0,45	0,45 (2,0)	0,45	-	-	-	-
		V_{rec} [kN]	-	-	-	-	-	-	-	-
	80	N_{rec} [kN]	0,5 (2,9)	0,5 (2,1)	0,5 (3,3)	0,6	0,5	0,6	0,6 (4,2)	0,6
		V_{rec} [kN]	-	-	-	-	-	-	-	-
Blocchi cem 2 Fori EN 771-3 $f_b^{b)} \geq 8 \text{ N/mm}^2$  Italy	50	N_{rec} [kN]	1,0 (5,8)	1,25 (6,6)	1,25	1,25				
		V_{rec} [kN]	1,5 (7,2)	1,5	1,5	1,5				
	80	N_{rec} [kN]	1,0 (4,6)	1,25 (6,8)	1,25	1,25	1,25	1,25	1,25 (5,6)	1,25
		V_{rec} [kN]	1,5 (7,1)	2,0	2,0	2,0	2,0	2,0	2,0	2,0

a) Recommended load values with consideration of a global safety factor $\gamma_{global} = 3,0$: $F_{rec} = F_{Rk} / \gamma_{global}$

b) f_b = brick strength

Recommended loads F_{rec} for brick breakout and pull out in [kN]

Solid masonry: HIT-HY 70 with HIT-V, HAS, HAS-E and HIT-IC

Anchor size			HIT-V, HAS, HAS-E or Rebar ^{c)}				
Base material	Setting depth [mm]		Rod M8 or Rebar $\varnothing 8^d$	Rod M10 or Rebar $\varnothing 10^d$	Rod M12 or Rebar $\varnothing 12^d$	Rod M14 or Rebar $\varnothing 14^d$	Rod M16 or Rebar $\varnothing 16^d$
			Volcanic rock (Tufo) EN 771-3 $f_b^{b)} \geq 4,3 \text{ N/mm}^2$  Italy	80	N_{rec} [kN]	0,9	-
V_{rec} [kN]	0,9	-			-	-	-
100	N_{rec} [kN]	-		1,2	-	-	-
	V_{rec} [kN]	-		1,2	-	-	-
120	N_{rec} [kN]	-		-	1,5	-	-
	V_{rec} [kN]	-		-	1,5	-	-
140	N_{rec} [kN]	-		-	-	1,8	-
	V_{rec} [kN]	-		-	-	1,8	-
160	N_{rec} [kN]	-		-	-	-	2,1
	V_{rec} [kN]	-		-	-	-	2,1

a) Recommended load values with consideration of a global safety factor $\gamma_{global} = 3,0$: $F_{rec} = F_{Rk} / \gamma_{global}$





b) f_b = brick strength

c) Minimum base material thickness h = setting depth + 50mm.

d) Drill bit diameters for rebars BST 500S:

$\varnothing 8$: $d_0=12\text{mm}$; $\varnothing 10$: $d_0=14\text{mm}$; $\varnothing 12$: $d_0=16\text{mm}$; $\varnothing 14$: $d_0=18\text{mm}$; $\varnothing 16$: $d_0=20\text{mm}$;




Recommended loads F_{rec} for brick breakout and pull out in [kN]: Hollow masonry: HIT-HY 70 with HIT-SC and HIT-V, HAS, HAS-E and HIT-IC
Values in brackets: mean ultimate loads $F_{u,m}$ [kN]:

Anchor size			HIT-V, HAS, HAS-E				HIT-IC			
Base material	Setting depth [mm]		M6	M8	M10	M12	M8	M10		M12
			HIT-SC 12x...	HIT-SC 16x...	HIT-SC 16x...	HIT-SC 18x...	HIT-SC 16x...	HIT-SC 18x...	HIT-SC 22x...	HIT-SC 22x...
Hueco doble EN 771-1 $f_b^{b)} \geq 4 \text{ N/mm}^2$  Spain	50	N_{rec} [kN]	0,5 (2,6)	0,5 (2,0)	0,5 (2,4)	0,5	-	-	-	-
		V_{rec} [kN]	0,9 (4,2)	0,9	0,9	0,9	-	-	-	-
	80	N_{rec} [kN]	0,7 (3,1)	0,9 (3,8)	0,9 (4,0)	1,1	0,9 (4,0)	1,1	1,1 (6,3)	1,1
		V_{rec} [kN]	1,0 (4,8)	1,0 (4,5)	1,0	1,0	1,0	1,0	1,7	1,7
Termoarcilla EN 771-1 $f_b^{b)} \geq 22 \text{ N/mm}^2$  Spain	50	N_{rec} [kN]	0,5 (3,1)	0,7	0,7	0,7	-	-	-	-
		V_{rec} [kN]	1,2 (5,5)	1,2	1,2	1,2	-	-	-	-
	80	N_{rec} [kN]	0,5 (2,4)	1,1 (5,2)	1,1	1,3	1,1	1,3	1,3 (5,8)	1,3
		V_{rec} [kN]	1,2 (5,6)	1,2	1,2	1,2	1,2	1,2	2,0	2,0
Ladrillo cara vista EN 771-1 $f_b^{b)} \geq 42 \text{ N/mm}^2$  Spain	50	N_{rec} [kN]	0,8 (4,5)	0,8 (3,6)	0,8	0,8				
		V_{rec} [kN]	1,5 (6,9)	1,6 (8,6)	1,6	1,6				
	80	N_{rec} [kN]	0,8	1,9	1,9	2,3	1,9 (8,5)	2,3	2,3	2,3 (10,4)
		V_{rec} [kN]	1,5	2,0 (12,4)	2,0	2,0	2,0	2,0	2,0	2,0
Clinker mediterraneo EN 771-1 $f_b^{b)} \geq 78 \text{ N/mm}^2$  Spain	50	N_{rec} [kN]	0,7 (3,3)	0,7 (3,1)	0,7	0,7	-	-	-	-
		V_{rec} [kN]	1,5 (6,4)	1,6 (7,8)	1,6	1,6	-	-	-	-
	80	N_{rec} [kN]	0,7	1,8 (8,0)	1,8	2,1	1,8 (8,3)	2,1	2,1	2,1 (9,7)
		V_{rec} [kN]	1,4 (6,4)	2,0 (9,5)	2,0	2,0	2,0 (14,4)	2,0	2,0	2,0

a) Recommended load values with consideration of a global safety factor $\gamma_{global} = 3,0$: $F_{rec} = F_{RK} / \gamma_{global}$





b) f_b = brick strength

Recommended loads F_{rec} for brick breakout and pull out in [kN]:
Hollow masonry: HIT-HY 70 with HIT-SC and HIT-V, HAS, HAS-E and HIT-IC

Anchor size			HIT-V, HAS, HAS-E				HIT-IC			
Anchor size			M6	M8	M10	M12	M8	M10		M12
Base material	Setting depth [mm]		HIT-SC 12x...	HIT-SC 16x...	HIT-SC 16x...	HIT-SC 18x...	HIT-SC 16x...	HIT-SC 18x...	HIT-SC 22x...	HIT-SC 22x...
Concrete Block EN 771-3 $f_b^{b)} \geq 7,0 \text{ N/mm}^2$ L x H x B [mm] 440 x 215 x 215  (Shell thickness 48 mm) Great Britain	50	N_{rec} [kN]	0,3	0,8	1,1	2,0	-	-	-	-
		V_{rec} [kN]	1,0	1,6	2,0	2,0	-	-	-	-
	80	N_{rec} [kN]	0,3	0,8	1,1	2,0	-	-	-	-
		V_{rec} [kN]	1,0	1,6	2,0	2,0	-	-	-	-
Concrete Block EN 771-3 $f_b^{b)} \geq 7 \text{ N/mm}^2$ L x H x B [mm] 440 x 215 x 138  (Shell thickness 48 mm) Great Britain	50	N_{rec} [kN]	0,4	0,6	0,7	1,5	-	-	-	-
		V_{rec} [kN]	0,9	1,7	1,7	1,7	-	-	-	-
	80	N_{rec} [kN]	0,4	0,6	0,7	1,5	-	-	-	-
		V_{rec} [kN]	0,9	1,7	1,7	1,7	-	-	-	-
Concrete Block EN 771-3 $f_b^{b)} \geq 7 \text{ N/mm}^2$ L x H x B [mm] 440 x 215 x 112  (Shell thickness 48 mm) Great Britain	50	N_{rec} [kN]	0,5	0,8	0,9	0,9	-	-	-	-
		V_{rec} [kN]	1,1	1,3	1,3	1,3	-	-	-	-


- a) Recommended load values with consideration of a global safety factor $\gamma_{global} = 3,0$: $F_{rec} = F_{RK} / \gamma_{global}$
 b) f_b = brick strength

Recommended loads F_{rec} for brick breakout and pull out in [kN]:
Hollow masonry: HIT-HY 70 with HIT-SC and HIT-V, HAS, HAS-E and HIT-IC

Anchor size			HIT-V, HAS, HAS-E				HIT-IC			
Anchor size			M6	M8	M10	M12	M8	M10	M12	
Base material	Setting depth [mm]		HIT-SC 12x...	HIT-SC 16x...	HIT-SC 16x...	HIT-SC 18x...	HIT-SC 16x...	HIT-SC 18x...	HIT-SC 22x...	HIT-SC 22x...
Dense Concrete EN 771-3 $f_b^{b)} \geq 14 \text{ N/mm}^2$ L x H x B [mm] 440 x 215 x 100  Great Britain	50	N_{rec} [kN]	1,5	2,5	2,5	2,5	-	-	-	-
		V_{rec} [kN]	1,3	2,5	2,5	2,5	-	-	-	-
Dense Concrete EN 771-3 $f_b^{b)} \geq 14 \text{ N/mm}^2$ L x H x B [mm] 440 x 215 x 140  Great Britain	50	N_{rec} [kN]	1,5	2,5	2,5	2,5				
		V_{rec} [kN]	1,3	2,5	2,5	2,5				
	80	N_{rec} [kN]	1,5	3,0	3,0	3,0	3,0	3,0	3,0	4,0
		V_{rec} [kN]	1,3	2,5	2,5	2,5	2,5	2,5	3,0	3,0
Thermalite/Celcon EN 771-3 $f_b^{b)} \geq 6 \text{ N/mm}^2$ L x H x B [mm] 440 x 100 x 215  Great Britain	50	N_{rec} [kN]	0,7	0,8	0,8	0,8	-	-	-	-
		V_{rec} [kN]	0,5	0,6	0,6	0,6	-	-	-	-
	80	N_{rec} [kN]	1,3	1,5	1,5	1,7	1,5	1,7	1,7	1,7
		V_{rec} [kN]	0,9	1,0	1,0	1,0	1,0	1,0	1,2	1,2
Nostell Red Multi EN 771-3 $f_b^{b)} \geq 70 \text{ N/mm}^2$ L x H x B [mm] 215 x 102 x 65  Great Britain	50	N_{rec} [kN]	1,0	2,0	2,0	2,0				
		V_{rec} [kN]	1,5	3,0	3,0	3,0				
	80	N_{rec} [kN]	1,0	3,0	3,0	3,0	3,0	3,5	3,5	3,5
		V_{rec} [kN]	1,5	3,0	3,0	3,0	3,0	3,0	3,0	3,0



- a) Recommended load values with consideration of a global safety factor $\gamma_{global} = 3,0$: $F_{rec} = F_{Rk} / \gamma_{global}$
 b) f_b = brick strength

Recommended loads F_{rec} for brick breakout and pull out in [kN]:
Hollow masonry: HIT-HY 70 with HIT-SC and HIT-V, HAS, HAS-E and HIT-IC

Anchor size			HIT-V, HAS, HAS-E				HIT-IC			
Anchor size			M6	M8	M10	M12	M8	M10	M12	
Base material	Setting depth [mm]		HIT-SC 12x...	HIT-SC 16x...	HIT-SC 16x...	HIT-SC 18x...	HIT-SC 16x...	HIT-SC 18x...	HIT-SC 22x...	HIT-SC 22x...
London yellow Multi Stock EN 771-3 $f_b^{b)} \geq 16 \text{ N/mm}^2$ L x H x B [mm] 215 x 100 x 65  Great Britain	50	N_{rec} [kN]	1,0	1,3	1,3	1,7	-	-	-	-
		V_{rec} [kN]	1,4	1,9	1,9	1,9	-	-	-	-
	80	N_{rec} [kN]	2,0	3,0	3,0	3,0	3,0	3,0	3,0	4,0
		V_{rec} [kN]	1,4	2,5	2,5	2,5	2,5	2,5	3,0	3,0




- a) Recommended load values with consideration of a global safety factor $\gamma_{global} = 3,0$: $F_{rec} = F_{Rk} / \gamma_{global}$
 b) f_b = brick strength

Recommended loads F_{rec} for brick breakout and/or pull out in [kN]:
Hollow masonry: HIT-HY 70 with HIT-SC and HIT-V, HAS, HAS-E and HIT-IC

Anchor size			HIT-V, HAS, HAS-E				HIT-IC		
Base material	Setting depth [mm]	Base material	M6	M8	M10	M12	M8	M10	M12
Dense Concrete EN 771-3 $f_b^{b)} \geq 14 \text{ N/mm}^2$ L x H x B [mm] 440 x 215 x 100  Great Britain	80	N_{rec} [kN]	-	2,5	2,5	2,5	-	-	-
		V_{rec} [kN]	-	2,5	2,5	3,0	-	-	-
Dense Concrete EN 771-3 $f_b^{b)} \geq 14 \text{ N/mm}^2$ L x H x B [mm] 440 x 215 x 140  Great Britain	80	N_{rec} [kN]	-	3,5 ^{c)}	4,0 ^{c)}	4,5 ^{c)}	-	-	-
		V_{rec} [kN]	-	2,5	2,5	3,0	-	-	-




- a) Recommended load values with consideration of a global safety factor $\gamma_{global} = 3,0$: $F_{rec} = F_{Rk} / \gamma_{global}$
 b) f_b brick strength
 c) The minimum value of brick break out and/or pull out given in the table and of pull out of one brick is decisive.

Recommended loads F_{rec} for brick breakout and pull out in [kN]:
Hollow masonry: HIT-HY 70 with HIT-SC and HIT-V, HAS, HAS-E and HIT-IC

Anchor size			HIT-V, HAS, HAS-E				HIT-IC			
Anchor size			M6	M8	M10	M12	M8	M10		M12
Base material	Setting depth [mm]		HIT-SC 12x...	HIT-SC 16x...	HIT-SC 16x...	HIT-SC 18x...	HIT-SC 16x...	HIT-SC 18x...	HIT-SC 22x...	HIT-SC 22x...
Fire light brick Scoria Blend $f_b^{b)} \geq 16 \text{ N/mm}^2$ L x H x B [mm] 230 x 110 x 119  (Shell thickness 19 mm) Australia	50	N_{rec} [kN]	0,5	0,5	0,5	0,8	-	-	-	-
		V_{rec} [kN]	1,0	1,5	1,5	1,5	-	-	-	-
	80	N_{rec} [kN]	1,8	1,8	1,8	1,8	1,8	1,8	1,8	1,8
		V_{rec} [kN]	1,25	2,0	2,0	2,0	2,0	2,0	2,0	2,0
Hollow Block $f_b^{b)} \geq 15 \text{ N/mm}^2$ L x H x B [mm] 390 x 190 x 190  (Shell thickness 30 mm) Australia	50	N_{rec} [kN]	0,6	0,6	0,6	0,6	-	-	-	-
		V_{rec} [kN]	1,0	1,5	1,5	1,5	-	-	-	-
	80	N_{rec} [kN]	0,6	0,9	0,9	1,7	0,9	1,7	1,7	1,7
		V_{rec} [kN]	1,25	2,0	2,0	2,0	2,0	2,0	2,0	2,0
Clay common (Standard) $f_b^{b)} \geq 84 \text{ N/mm}^2$ L x H x B [mm] 230 x 110 x 76  (Shell thickness 20 mm) Australia	50	N_{rec} [kN]	1,5	1,5	1,5	1,5	-	-	-	-
		V_{rec} [kN]	2,0	2,0	2,0	2,0	-	-	-	-
	80	N_{rec} [kN]	2,0	3,0	3,0	3,0	3,0	4,0	4,0	4,0
		V_{rec} [kN]	2,0	2,0	2,0	2,0	2,0	2,0	2,0	2,0

- a) Recommended load values with consideration of a global safety factor $\gamma_{global} = 3,0$: $F_{rec} = F_{Rk} / \gamma_{global}$
 b) f_b = brick strength

Recommended loads ^{a)} F_{rec} for brick breakout and pull out in [kN]
Solid masonry: HIT-HY 70 with HIT-V, HAS, HAS-E and HIT-IC





Anchor size			HIT-V, HAS, HAS-E				HIT-IC		
Base material	Setting depth [mm]		M6	M8	M10	M12	M8	M10	M12
Clay common (Dry pressed) $f_b^{b)} \geq 25 \text{ N/mm}^2$ L x H x B [mm] 230 x 110 x 76  Australia	80	N_{rec} [kN]	-	2,5	3,0	4,0	2,5	3,0	4,0
		V_{rec} [kN]	-	2,0	2,0	2,0	2,0	2,0	2,0
Calduran Solid sand-lime brick $f_b^{b)} \geq 22 \text{ N/mm}^2$ L x H x B [mm] 437x198x100  Netherlands	80	N_{rec} [kN]	-	-	2,5 ^{c)}	3,0 ^{c)}	3,0 ^{c)}	3,0 ^{c)}	4,0 ^{c)}
		V_{rec} [kN]	-	-	3,0	4,0	3,0	3,0	4,0
Calduran Solid sand-lime brick $f_b^{b)} \geq 22 \text{ N/mm}^2$ L x H x B [mm] 437x298x215  Netherlands	80	N_{rec} [kN]	-	-	2,5 ^{c)}	3,0 ^{c)}	3,0 ^{c)}	3,0 ^{c)}	4,0 ^{c)}
		V_{rec} [kN]	-	-	3,0	4,0	3,0	3,0	4,0

a) Recommended load values with consideration of a global safety factor $\gamma_{global} = 3,0$: $F_{rec} = F_{Rk} / \gamma_{global}$

b) f_b = brick strength



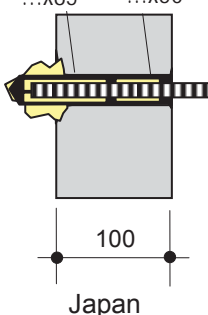
c) The minimum value of brick break out and/or pull out given in the table and of pull out of one brick is decisive.

Recommended loads F_{rec} for brick breakout and pull out in [kN]: Hollow masonry: HIT-HY 70 with HIT-SC and HIT-V, HAS, HAS-E and HIT-IC

Anchor size			HIT-V, HAS, HAS-E				HIT-IC			
Anchor size			M6	M8	M10	M12	M8	M10	M12	M12
Base material	Setting depth [mm]		HIT-SC 12x...	HIT-SC 16x...	HIT-SC 16x...	HIT-SC 18x...	HIT-SC 16x...	HIT-SC 18x...	HIT-SC 22x...	HIT-SC 22x...
Wienerberger Powerbrick $f_b^{b)} \geq 41 \text{ N/mm}^2$ L x H x B [mm] 285x135x135  Belgium	50	N_{rec} [kN]	1,0	1,25	1,25	1,25	-	-	-	-
		V_{rec} [kN]	1,5	2,0	2,0	2,0	-	-	-	-
	80	N_{rec} [kN]	1,5	1,75	1,75	2,0	1,75	2,0	2,0	2,0
		V_{rec} [kN]	1,5	3,0	3,0	3,0	3,0	3,0	4,0	4,0
Wienerberger Thermobrick $f_b^{b)} \geq 21 \text{ N/mm}^2$ L x H x B [mm] 285x135x138  Belgium	50	N_{rec} [kN]	0,5	0,75	0,75	1,0	-	-	-	-
		V_{rec} [kN]	1,0	1,25	1,25	1,25	-	-	-	-
	80	N_{rec} [kN]	1,5	1,75	1,75	1,75	1,75	1,75	1,75	1,75
		V_{rec} [kN]	1,5	2,0	2,0	2,0	2,0	2,0	2,5	2,5
Concrete hollow brick $f_b^{b)} \geq 6 \text{ N/mm}^2$ L x H x B [mm] 600x500x92  (Shell thickness 15 mm) Finland	50	N_{rec} [kN]	0,5	0,5	0,5	0,5	0,5	0,5	0,5	0,5
		V_{rec} [kN]	0,5	0,75	0,75	0,75	0,75	0,75	1,0	1,0
Leca typ 3 EN 771-3 $f_b \geq 3,0 \text{ N/mm}^2$  Sweden	80	N_{rec} [kN]	-	2,0	2,0	2,0	2,0	2,0	2,0	2,0
		V_{rec} [kN]	-	1,2	1,2	1,2	1,2	1,2	2,0	2,0


- a) Recommended load values with consideration of a global safety factor $\gamma_{global} = 3,0$: $F_{rec} = F_{Rk} / \gamma_{global}$
 b) f_b = brick strength

Recommended loads F_{rec} for brick breakout and pull out in [kN]:
Hollow masonry: HIT-HY 70 with HIT-SC and HIT-V, HAS, HAS-E and HIT-IC
Values in brackets: mean ultimate loads $F_{u,m}$ [kN]:

Anchor size			HIT-V, HAS, HAS-E				HIT-IC			
Base material	Setting depth [mm]		M6	M8	M10	M12	M8	M10		M12
			HIT-SC 12x...	HIT-SC 16x...	HIT-SC 16x...	HIT-SC 18x...	HIT-SC 16x...	HIT-SC 18x...	HIT-SC 22x...	HIT-SC 22x...
Concrete block $f_b^{b)} \geq 23 \text{ N/mm}^2$ L x H x B [mm] 390 x 190 x 120  (Shell thickness 25 mm) Japan	50	N_{rec} [kN]	1,25 (8,1)	1,5	1,5	2,0	-	-	-	-
		V_{rec} [kN]	1,25 (6,7)	1,5 (11,4)	1,5	1,5	-	-	-	-
	80	N_{rec} [kN]	1,25 (9,0)	1,5 (10,3)	1,5	2,0	1,5 (9,2)	2,0	2,0	2,0 (12,1)
		V_{rec} [kN]	1,25 (7,1)	1,5	1,5	1,5	1,5 (11,4)	1,5	2,0	2,0 (15,9)
Spancrete (Hollow Core Slab) $f_b^{b)} \geq 83 \text{ N/mm}^2$ L x H x B [mm] 1000 x 1000 x 125  (Shell thickness 27,5 mm) Japan	50	N_{rec} [kN]	1,25 (8,5)	2,0 (15,0)	2,0	2,5	2,5 (13,9)	2,5	2,5 (19,3)	-
		V_{rec} [kN]	1,25 (7,0)	2,5 (12,0)	2,5	2,5	2,5 (21,3)	2,5	3,0 (28,1)	-
Aerated concrete block $f_b^{b)} \geq 6 \text{ N/mm}^2$ L x H x B [mm] 1900 x 600 x 100 Special application: through fastening HIT-SC HIT-SC ...x85 ...x50  Japan	130	N_{rec} [kN]	1,25 (8,1)	1,75 (8,6)	1,75	2,0	-	-	-	-
		V_{rec} [kN]	0,75 (6,3)	1,00 (9,2)	1,00	1,00	-	-	-	-

- a) Recommended load values with consideration of a global safety factor $\gamma_{global} = 3,0$: $F_{rec} = F_{RK} / \gamma_{global}$
 b) f_b = brick strength

Recommended loads ^{a)} F_{rec} for brick breakout and pull out in [kN]
Solid masonry: HIT-HY 70 with HIT-V, HAS, HAS-E and HIT-IC
Values in brackets: mean ultimate loads F_{u,m} [kN]:

Anchor size			HIT-V, HAS, HAS-E				HIT-IC		
Base material	Setting depth [mm]		M6	M8	M10	M12	M8	M10	M12
Aerated concrete block $f_b^{b)} \geq 6 \text{ N/mm}^2$ L x H x B [mm] 1900 x 600 x 100  Japan	50	N _{rec} [kN]	-	-	-	0,75	-	-	0,75 (4,0)
		V _{rec} [kN]	-	-	-	1,0	-	-	1,0 (8,6)
	80	N _{rec} [kN]	-	-	1,5 (7,3)	1,75	-	1,75 (7,4)	1,75 (8,0)
		V _{rec} [kN]	-	-	0,75 (4,2)	1,0 (4,7)	-	1,0 (4,6)	1,0 (5,8)

a) Recommended load values with consideration of a global safety factor $\gamma_{\text{global}} = 3,0$: $F_{\text{rec}} = F_{\text{Rk}} / \gamma_{\text{global}}$

b) f_b brick strength

Design

Influence of joints:

If the joints of the masonry are not visible the recommended load N_{rec} has to be reduced with the factor $\alpha_j = 0.75$.

If the joints of the masonry are visible (e.g. unplastered wall) following has to be taken into account:

- The recommended load N_{rec} may be used only, if the wall is designed such that the joints are to be filled with mortar.
- If the wall is designed such that the joints are not to be filled with mortar then the recommended load N_{rec} may be used only, if the minimum edge distance c_{min} to the vertical joints is observed. If this minimum edge distance c_{min} can not be observed then the recommended load N_{rec} has to be reduced with the factor $\alpha_j = 0.75$.

The decisive resistance to tension loads is the lower value of N_{rec} (brick breakout, pull out) and N_{max,pb} (pull out of one brick).

Pull out of one brick:

The allowable load of an anchor or a group of anchors in case of pull out of one brick, N_{max,pb} [kN], is given in the following tables:

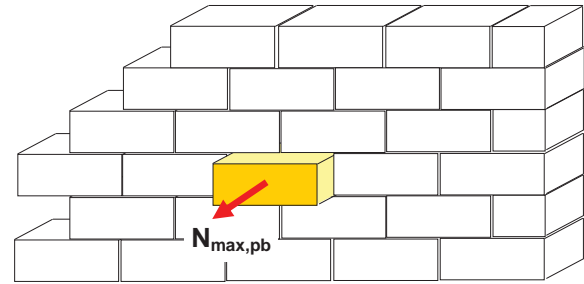
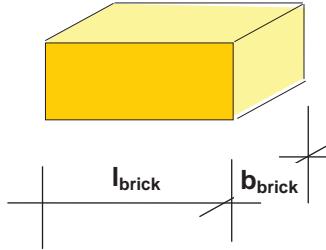
Clay bricks:

N _{max,pb} [kN]		brick breadth b _{brick} [mm]					
		80	120	200	240	300	360
brick length l _{brick} [mm]	240	1,1	1,6	2,7	3,3	4,1	4,9
	300	1,4	2,1	3,4	4,1	5,1	6,2
	500	2,3	3,4	5,7	6,9	8,6	10,3

All other brick types:

N _{max,pb} [kN]		brick breadth b _{brick} [mm]					
		80	120	200	240	300	360
brick length l _{brick} [mm]	240	0,8	1,2	2,1	2,5	3,1	3,7
	300	1,0	1,5	2,6	3,1	3,9	4,6
	500	1,7	2,6	4,3	5,1	6,4	7,7

$N_{max,pb}$ = resistance for pull out of one brick
 l_{brick} = length of the brick
 b_{brick} = breadth of the brick



For all applications outside of the above mentioned base materials and / or setting conditions site tests have to be made for the determination of load values.
 Due to the wide variety of natural stones site tests have to be made for determine of load values.

Materials

Material quality HAS

Part	Material
Threaded rod HAS-(E)	Strength class 5.8, $A_5 > 8\%$ ductile steel galvanized $\geq 5 \mu\text{m}$
Threaded rod HAS-(E)R	Stainless steel grade A4, $A_5 > 8\%$ ductile strength class 70, 1.4401; 1.4404; 1.4578; 1.4571; 1.4439; 1.4362
Washer ISO 7089	Steel galvanized, Stainless steel, 1.4401; 1.4404; 1.4578; 1.4571; 1.4439; 1.4362
Nut EN ISO 4032	Strength class 8, steel galvanized $\geq 5 \mu\text{m}$
	Strength class 70, stainless steel grade A4, 1.4401; 1.4404; 1.4578; 1.4571; 1.4439; 1.4362
	Strength class 70, high corrosion resistant steel, 1.4529; 1.4565

Material quality HIT-A

Part	Material
HIT-AC rod	Carbon steel strength 5.8; galvanized to min. $5 \mu\text{m}$
HIT-ACR rod	Stainless steel, grade A4-70; 1.4401; 1.4404; 1.4571
HIT-AN rod	Carbon steel strength 3.6; galvanized to min. $5 \mu\text{m}$

Material quality sleeves

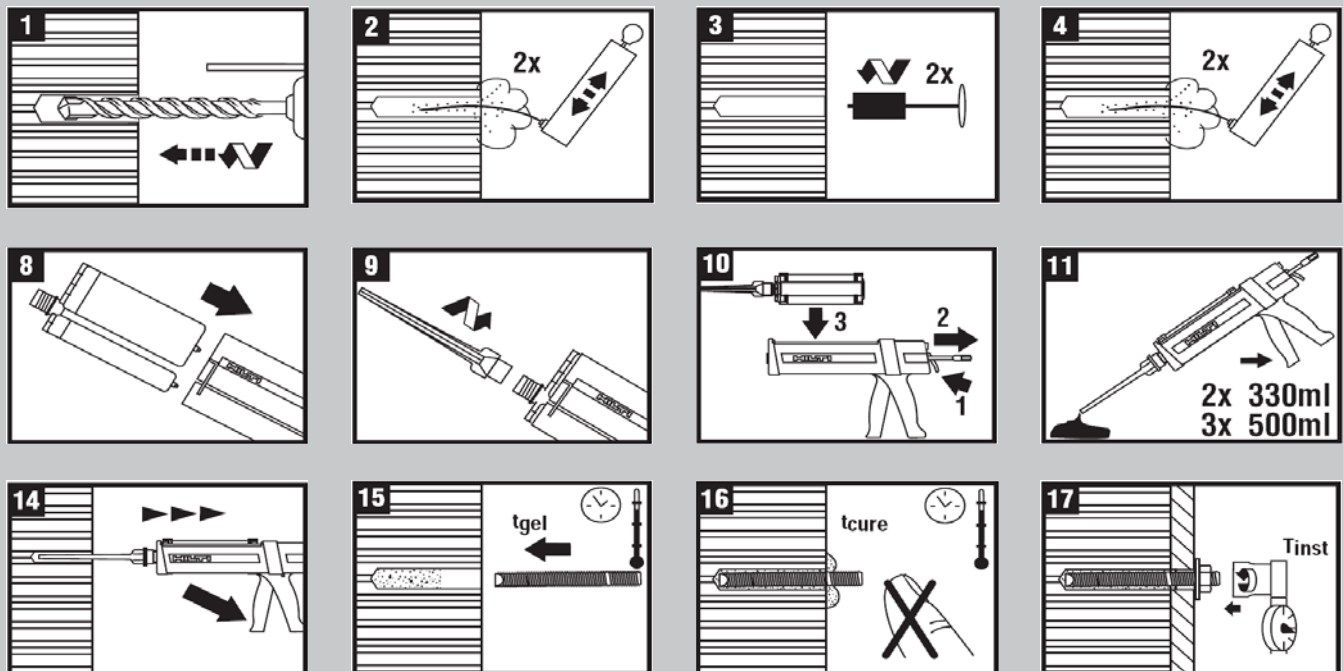

Part	Material
HIT-IG sleeve	Carbon steel 1.0718; galvanized to min. $5 \mu\text{m}$
HIT-IC sleeve	Carbon steel; galvanized to min. $5 \mu\text{m}$
HIT-SC sleeve	PA/PP

Setting

Installation equipment

Anchor size	M6	M8	M10	M12
Rotary hammer	TE2 – TE16			
Other tools	blow out pump, set of cleaning brushes, dispenser			

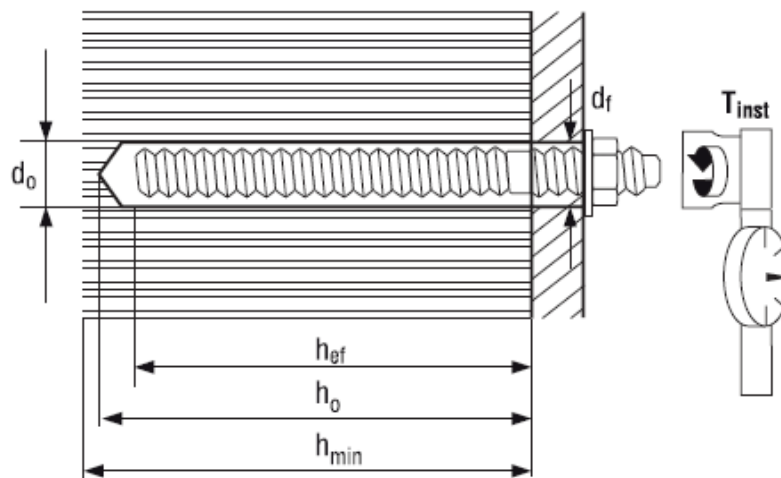

Setting instruction in solid base materials



15	°F	°C	t _{gel}
	23	-5	10 min
	32	0	10 min
	41	5	10 min
	50	10	7 min
	68	20	4 min
	86	30	2 min
	104	40	1 min

16	°F	°C	t _{cure}
	23	-5	6 h
	32	0	4 h
	41	5	2.5 h
	50	10	1.5 h
	68	20	45 min
	86	30	30 min
	104	40	20 min

Setting details: hole depth h_0 and effective anchorage depth in solid base materials

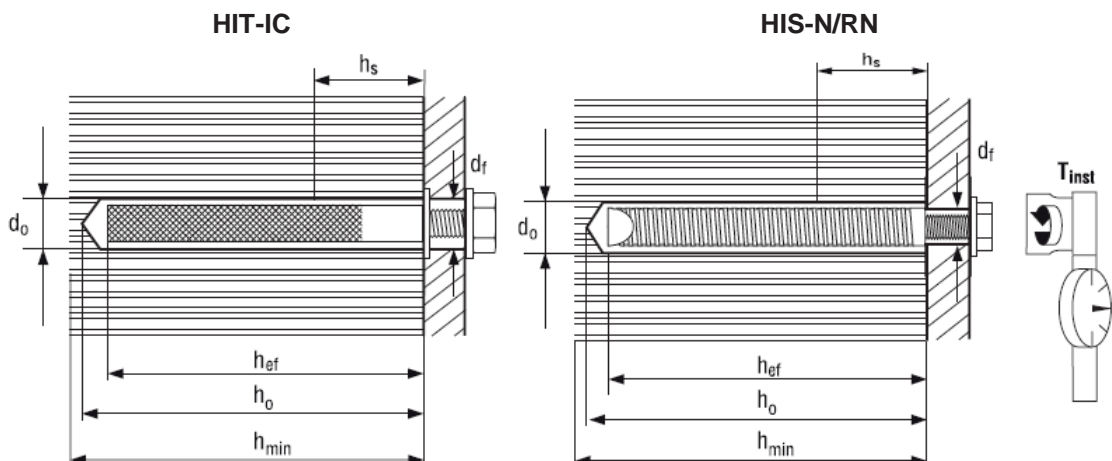


Setting details HIT-AC, HIT-V, HIT-V, HAS, HAS-E, HAS-R

Anchor size			HIT-V			HIT-V, HAS, HAS-E, HAS-R			
			M8	M10	M12	M8	M10	M12	M16
Nominal diameter of drill bit	d_0	[mm]	10	12	14	10	12	14	18
Effective anchorage depth	h_{ef}	[mm]	80	80	80	80	90	110	125
Hole depth	h_0	[mm]	85	85	85	85	95	115	130
Minimum base material thickness	h_{min}	[mm]	115	115	115	110	120	140	170
Diameter of clearance hole in the fixture	d_f	[mm]	9	12	14	9	12	14	18
Minimum spacing ^{a)}	s_{min}	[mm]	100	100	100	100	100	100	100
Minimum edge distance ^{a)}	c_{min}	[mm]	100	100	100	100	100	100	100
Torque moment	T_{inst}	[Nm]	5	8	10	5	8	10	10
Filling volume		[ml]	4	5	7	4	6	10	15

a) In case of **shear loads towards a free edge**: $c_{min} = 200$ mm

A distance from the edge of a broken brick of $c_{min} = 200$ mm is recommended, e.g. around window or door frames.



Setting details HIT-IC

Anchor size			HIT-IC			HIS-N/RN		
			M8	M10	M12	M8	M10	M12
Nominal diameter of drill bit	d_0	[mm]	14	16	18	14	18	22
Effective anchorage depth	h_{ef}	[mm]	80	80	80	90	110	125
Hole depth	h_0	[mm]	85	85	85	95	115	130
Minimum base material thickness	h_{min}	[mm]	115	115	115	120	150	170
Diameter of clearance hole in the fixture	d_f	[mm]	9	12	14	9	12	14
Length of bolt engagement	h_s	[mm]	min. 10 – max. 75			min. 8 max.20	min. 10 max.25	min 12 max.30
Minimum spacing ^{a)}	s_{min}	[mm]	100	100	100	100	100	100
Minimum edge distance ^{a)}	c_{min}	[mm]	100	100	100	100	100	100
Torque moment	T_{inst}	[Nm]	5	8	10	5	8	10
Filling volume		[ml]	6	6	6	6	10	16

a) In case of **shear loads towards a free edge**: $c_{min} = 20$ cm

A distance from the edge of a broken brick of $c_{min} = 20$ cm is recommended, e.g. around window or door frames.

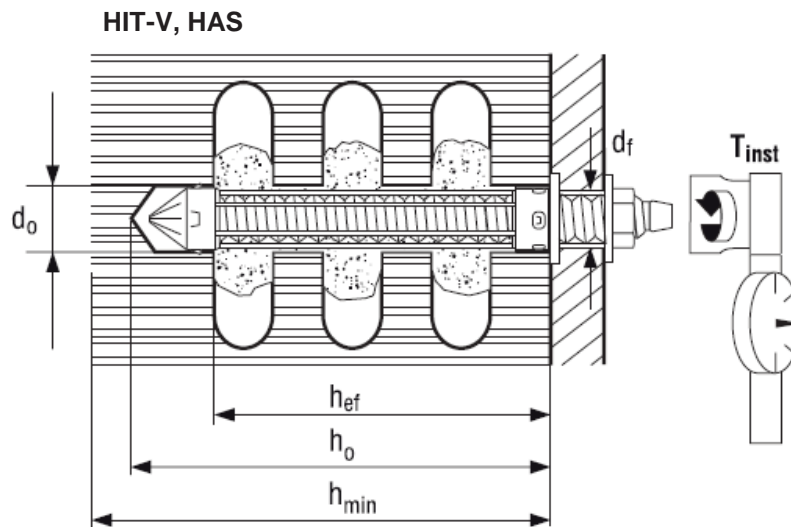
Setting instruction in hollow base material – using 330 ml foil pack



15	°F	°C	t _{gel}
	23	-5	10 min
	32	0	10 min
	41	5	10 min
	50	10	7 min
	68	20	4 min
	86	30	2 min
	104	40	1 min

16	°F	°C	t _{cure}
	23	-5	6 h
	32	0	4 h
	41	5	2.5 h
	50	10	1.5 h
	68	20	45 min
	86	30	30 min
	104	40	20 min

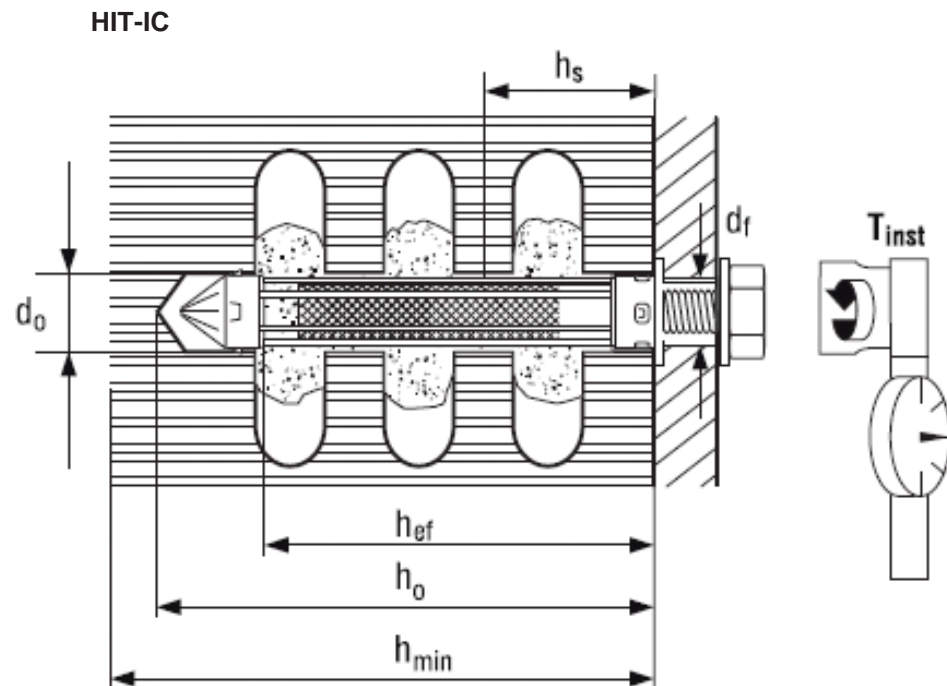
Setting details: hole depth h_0 and effective anchorage depth in hollow base materials
HAS / HIT-V with HIT-SC



Setting details HIT-V / HAS with sieve sleeve

Anchor size			M6		M8		M10		M12			
Sieve sleeve HIT SC			12x50	12x85	16x50	16x85	16x50	16x85	18x50	18x85	22x50	22x85
Nominal diameter of drill bit	d_0	[mm]	12	12	16	16	16	16	18	18	22	22
Effective anchorage depth	h_{ef}	[mm]	50	80	50	80	50	80	50	80	50	80
Hole depth	h_0	[mm]	60	95	60	95	60	95	60	95	60	95
Minimum base material thickness	h_{min}	[mm]	80	115	80	115	80	115	80	115	80	115
Diameter of clearance hole in the fixture	d_f	[mm]	7	7	9	9	12	12	14	14	14	14
Minimum spacing ^{a)}	s_{min}	[mm]	100	100	100	100	100	100	100	100	100	100
Minimum edge distance ^{a)}	c_{min}	[mm]	100	100	100	100	100	100	100	100	100	100
Torque moment	T_{inst}	[Nm]	3	3	3	3	4	4	6	6	6	6
Filling volume		[ml]	12	24	18	30	18	30	18	36	30	55

Setting details: hole depth h_0 and effective anchorage depth in hollow base materials
HIT-IC with HIT-SC



Setting details HIT-IC with sieve sleeve

Anchor size			HIT-IC		
			M8	M10	M12
Sieve sleeve HIT SC			16x85	18x85	22x85
Nominal diameter of drill bit	d_0	[mm]	16	18	22
Effective anchorage depth	h_{ef}	[mm]	80	80	80
Hole depth	h_0	[mm]	95	95	95
Minimum base material thickness	h_{min}	[mm]	115	115	115
Diameter of clearance hole in the fixture	d_f	[mm]	9	12	14
Length of bolt engagement	h_s	[mm]	min. 10 – max. 75		
Minimum spacing ^{a)}	s_{min}	[mm]	100	100	100
Minimum edge distance ^{a)}	c_{min}	[mm]	100	100	100
Torque moment	T_{inst}	[Nm]	3	4	6
Filling volume		[ml]	30	36	45

a) In case of **shear loads towards a free edge**: $c_{min} = 20$ cm

A distance from the edge of a broken brick of $c_{min} = 20$ cm is recommended, e.g. around window or door frames.

