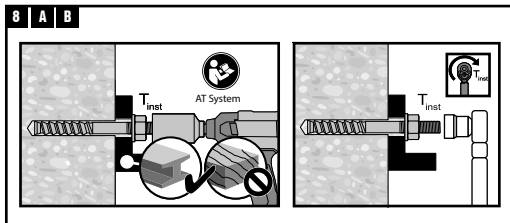
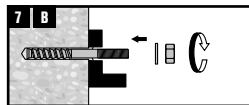
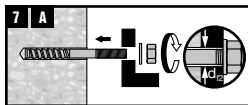
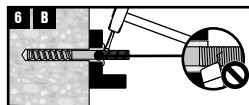
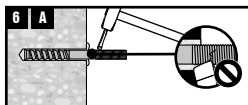
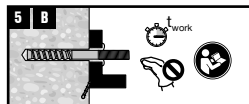
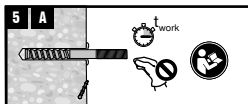
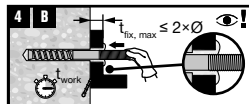
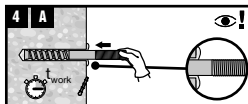
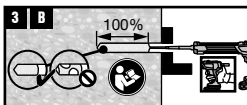
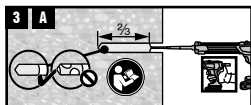
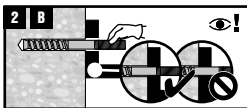
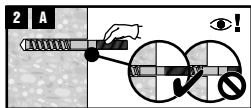
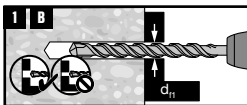
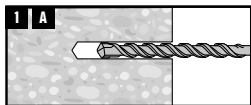
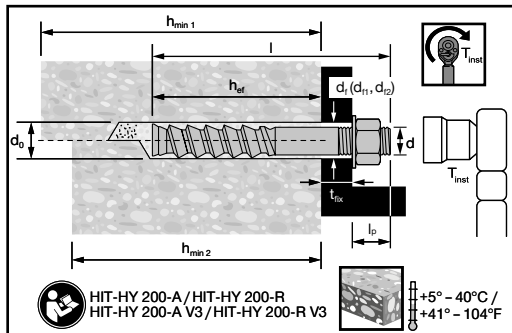



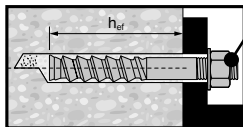



HIT-Z/HIT-Z-F/HIT-Z-R



HIT-Z HIT-Z-R	length identification code
M8 × 80	D
M8 × 100	E
M8 × 120	G
M10 × 95	E
M10 × 115	G
M10 × 135	H
M10 × 160	J
M12 × 105	F
M12 × 140	I
M12 × 155	J
M12 × 196	M
M16 × 155	J
M16 × 175	K
M16 × 205	N
M16 × 240	P
M16 × 280	S
M16 × 330	T
M16 × 380	V
M20 × 215	N
M20 × 250	Q
M20 × 300	S
M20 × 350	U
M20 × 400	W

∅ d (mm)	M8	M10	M12	M16	M20
d ₀	10	12	14	18	22
d _{f1}	11	14	16	20	24
d _{f2}	9	12	14	18	22
h _{ef}	60 ... 96	60 ... 120	60 ... 144	96 ... 192	100 ... 220
l _p	≥ 12	≥ 13	≥ 16	≥ 21	≥ 24
 h _{min 1}	h _{min 1} = h _{ef} + 60 mm			h _{min 1} = h _{ef} + 100 mm	
 h _{min 2}	h _{min 2} = h _{ef} + 30 mm ≥ 100 mm			h _{min 2} = h _{ef} + 45 mm	
 h _{min 2}					
t _{fix}	t _{fix} = l - h _{ef} - l _p				
T _{inst} (Nm) HIT-Z / HIT-Z-F	10	25	40	80	150
T _{inst} (Nm) HIT-Z-R	30	55	75	155	215
AT System	SIW 4AT-22 + SI-AT-22		SIW 4AT-22 & SIW 6AT-22 + SI-AT-22		SIW 6AT-22 + SI-AT-22
SW	13	17	19	24	30



 = HIT-Z

CE
23
Hilti AG LI-9494 Schaan Hilti Werke
2873-CPR-201-59
ETA-19/0632
Notified body 2873
EAD 330499-01-0601
Bonded fasteners for use in concrete
www.hilti.group

UK CA
24
Hilti Corporation, LI-9494 Schaan Hilti Plants
UK 0836-CPR-22/P6574
UKTA-22/6573
Approved body 0836
UKAD 330499-01-0601
Bonded injection anchor for use in concrete
www.hilti.group